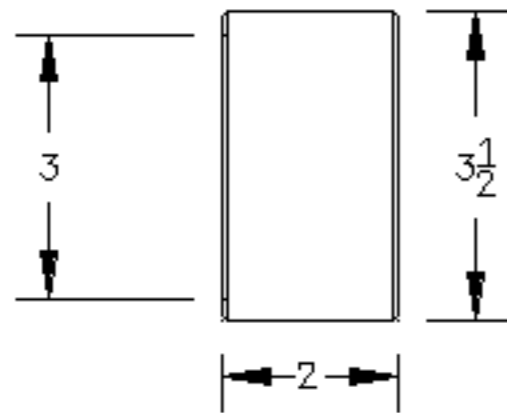


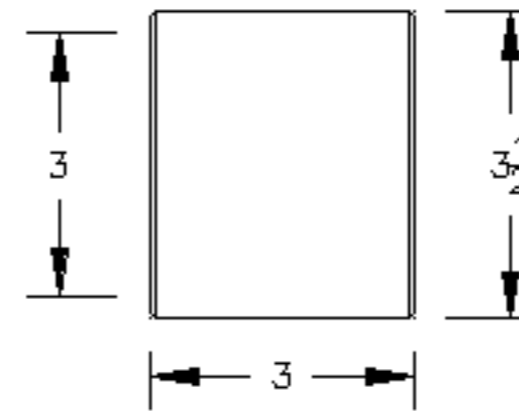
# 240 PLOW BUSHINGS



BRONZE  
PART # 4252-0007

SPLIT STEEL  
PART # 4252-0012

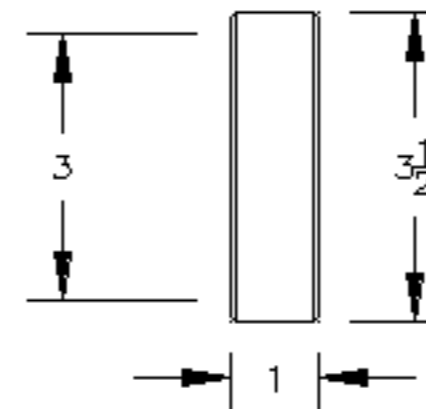
- (4) SWING CYLINDER T-END
- (4) BACKPLATE PIVOT MOUNT
- (4) LIFT CYLINDER HOUSING PIVOT MOUNTS
- (4) LIFT CYLINDER HOUSING BOSSES
- (1) LIFT CYLINDER HOUSING ATTITUDE CYLINDER MOUNT
- (2) ATTITUDE CYLINDER LIFT CYLINDER HOUSING END
- (2) LOWER PLOW ARM LIFT BRACKETS
- (4) REAR SWIVEL HEAD BOSSES
- (4) REAR SWIVEL HEAD PIVOTS
- (4) SHAKER BOX PIVOTS
- (4) STEERING CYLINDER ROD T-ENDS



BRONZE  
PART # 4252-0008

SPLIT STEEL  
PART # 4252-0014

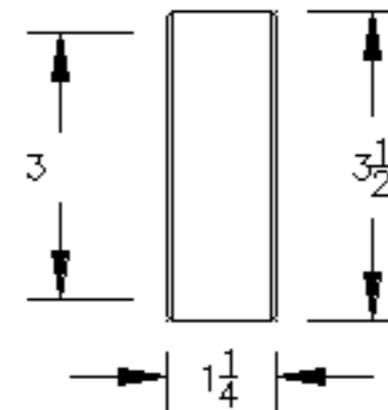
- (4) LOWER PLOW ARM FRONT
- (2) LOWER PLOW ARM REAR



BRONZE  
PART # 4252-0009

SPLIT STEEL  
PART # 3252-0015

- (8) SWING CYL. TRUNNION



BRONZE  
PART # 4252-0010

SPLIT STEEL  
PART # 4252-0013

- (8) REAR SWIVEL HEAD TRUNNION

OLDER EQUIPMENT USED SPLIT STEEL BUSHINGS. NEW EQUIPMENT USES BRONZE BUSHINGS. THEY ARE GENERALLY NOT INTERCHANGEABLE.

**DELTA**  DELTA EQUIPMENT, LLC  
3000 SIDNEY LANIER DRIVE (912) 264-1553  
BRUNSWICK, GA 31525 FAX (912) 264-1503